



May 28, 2024

To, The General Manager Department of Corporate Services BSE Limited Phiroze Jeejeebhoy Towers, Dalal Street, Mumbai - 400 001.  <b>Scrip Code: 540268</b>	To, The Manager Department of Corporate Compliance National Stock Exchange of India Limited Exchange Plaza, Bandra Kurla Complex, Bandra (East), Mumbai - 400 051.  <b>Scrip Code: TRU</b>
---	---

**Subject: Audited Standalone and Consolidated Financial Results for the quarter and year ended March 31, 2024**

Dear Sir/Madam,

Pursuant to Regulation(s) 33 and 52 of Securities and Exchange Board of India ("SEBI") (Listing Obligations and Disclosure Requirements) Regulations, 2015, as amended ("Listing Regulations"), we wish to inform you that the Board of Directors of TruCap Finance Limited ("Company") at their meeting held today, i.e., Tuesday, May 28, 2024 have, *inter-alia*, considered and approved the Audited Financial Results (Standalone and Consolidated) for the quarter and year ended March 31, 2024, comprising of Statement of Assets and Liabilities and Cash Flow Statements, along with Audit Report(s) issued by the Statutory Auditors of the Company, as recommended by the Audit Committee.

In this regard, please find enclosed herewith the following:

- Audited Financial Results (Standalone & Consolidated) for the quarter and year ended March 31, 2024, along with Audit Report(s) issued by the Statutory Auditors of the Company with Unmodified Opinion.
- Declaration pursuant to Regulation 33(3)(d) of the Listing Regulations, signed by Chief Financial Officer of the Company, declaring that the statutory auditors of the Company have issued Auditors' Report(s) with Unmodified Opinion w.r.t. Audited Financial Results (Standalone & Consolidated) for the quarter and financial year ended March 31, 2024.

The financial results have been uploaded on the stock exchange(s) website at [www.bseindia.com](http://www.bseindia.com) and [www.nseindia.com](http://www.nseindia.com) and on the website of the Company at [www.trucapfinance.com](http://www.trucapfinance.com).

Kindly take the above information on your records.

Thanking You,

Yours faithfully

For TruCap Finance Limited

Sonal Sharma  
Company Secretary & Compliance Officer  
Encl.: As above



**TruCap Finance Limited**  
**(Formerly known as Dhanvarsha Finvest Limited)**

# ***Bansal Bansal & Co.*** *Chartered Accountants*

## **INDEPENDENT AUDITOR'S REPORT ON AUDIT OF ANNUAL STANDALONE FINANCIAL RESULTS AND REVIEW OF QUARTERLY FINANCIAL RESULTS**

To  
The Board of Directors of  
Trucap Finance Limited

**Report on the audit of the Standalone Financial Results**

### **Opinion**

We have audited the accompanying statement of standalone annual financial results of **Trucap Finance Limited** (the "Company") for the year ended March 31, 2024 ("the Statement"), attached herewith, being submitted by the Company pursuant to the requirement of Regulation 33 and Regulation 52 of the SEBI (Listing Obligations and Disclosure Requirements) Regulations, 2015, as amended (the "Listing Regulations").

In our opinion and to the best of our information and according to the explanations given to us, the Statement:

- i. is presented in accordance with the requirements of the Listing Regulations in this regard; and
- ii. gives a true and fair view in conformity with the applicable accounting standards and other accounting principles generally accepted in India, of the net profit and other comprehensive income and other financial information of the Company for the quarter and year ended March 31, 2024.

### **Basis for Opinion**

We conducted our audit in accordance with the Standards on Auditing (SAs) specified under section 143(10) of the Companies Act, 2013, as amended ("the Act"). Our responsibilities under those Standards are further described in the "Auditor's Responsibilities for the Audit of the Standalone Financial Results" section of our report. We are independent of the Company in accordance with the Code of Ethics issued by the Institute of Chartered Accountants of India together with the ethical requirements that are relevant to our audit of the financial statements under the provisions of the Act and the Rules thereunder and we have fulfilled our other ethical responsibilities in accordance with these requirements and the Code of Ethics. We believe that the audit evidence obtained by us is sufficient and appropriate to provide a basis for our opinion.

*R*



**Management's Responsibilities for the Standalone Financial Results**

The Statement has been prepared on the basis of the standalone annual financial statements. The Board of Directors of the Company are responsible for the preparation and presentation of the Statement that gives a true and fair view of the net profit and other comprehensive income of the Company and other financial information in accordance with the applicable accounting standards prescribed under Section 133 of the Act read with relevant rules issued thereunder and other accounting principles generally accepted in India and in compliance with Regulation 33 and Regulation 52 of the Listing Regulations. This responsibility also includes maintenance of adequate accounting records in accordance with the provisions of the Act for safeguarding of the assets of the Company and for preventing and detecting frauds and other irregularities; selection and application of appropriate accounting policies; making judgments and estimates that are reasonable and prudent; and the design, implementation and maintenance of adequate internal financial controls, that were operating effectively for ensuring the accuracy and completeness of the accounting records, relevant to the preparation and presentation of the Statement that give a true and fair view and are free from material misstatement, whether due to fraud or error.

In preparing the Statement, the Board of Directors are responsible for assessing the Company's ability to continue as a going concern, disclosing, as applicable, matters related to going concern and using the going concern basis of accounting unless the Board of Directors either intends to liquidate the Company or to cease operations, or has no realistic alternative but to do so.

The Board of Directors are also responsible for overseeing the Company's financial reporting process.

**Auditor's Responsibilities for the Audit of the Standalone Financial Results**

Our objectives are to obtain reasonable assurance about whether the Statement as a whole is free from material misstatement, whether due to fraud or error, and to issue an auditor's report that includes our opinion. Reasonable assurance is a high level of assurance but is not a guarantee that an audit conducted in accordance with SAs will always detect a material misstatement when it exists. Misstatements can arise from fraud or error and are considered material if, individually or in the aggregate, they could reasonably be expected to influence the economic decisions of users taken on the basis of the Statement.

As part of an audit in accordance with SAs, we exercise professional judgment and maintain professional scepticism throughout the audit. We also:

- Identify and assess the risks of material misstatement of the Statement, whether due to fraud or error, design and perform audit procedures responsive to those risks, and obtain audit evidence that is sufficient and appropriate to provide a basis for our opinion. The risk of not detecting a material misstatement resulting from fraud is

R



# ***Bansal Bansal & Co.***

*Chartered Accountants*

higher than for one resulting from error, as fraud may involve collusion, forgery, intentional omissions, misrepresentations, or the override of internal control.

- Obtain an understanding of internal control relevant to the audit in order to design audit procedures that are appropriate in the circumstances. Under Section 143(3)(i) of the Act, we are also responsible for expressing our opinion on whether the company has adequate internal financial controls with reference to financial statements in place and the operating effectiveness of such controls.
- Evaluate the appropriateness of accounting policies used and the reasonableness of accounting estimates and related disclosures made by the Board of Directors.
- Conclude on the appropriateness of the Board of Directors' use of the going concern basis of accounting and based on the audit evidence obtained, whether a material uncertainty exists related to events or conditions that may cast significant doubt on the Company's ability to continue as a going concern. If we conclude that a material uncertainty exists, we are required to draw attention in our auditor's report to the related disclosures in the financial results or if such disclosures are inadequate to modify our opinion. Our conclusions are based on the audit evidence obtained up to the date of our auditor's report. However future events or conditions may cause the Company to cease to continue as a going concern.
- Evaluate the overall presentation, structure and content of the Statement, including the disclosures and whether the Statement represents the underlying transactions and events in a manner that achieves fair presentation.

Materiality is the magnitude of misstatements in the Annual Standalone Financial Results that, individually or in aggregate, makes it probable that the economic decisions of a reasonably knowledgeable user of the Annual Standalone Financial Results may be influenced. We consider quantitative materiality and qualitative factors in (i) planning the scope of our audit work and in evaluating the results of our work; and (ii) to evaluate the effect of any identified misstatements in the Annual Standalone Financial Results.

We communicate with those charged with governance regarding, among other matters, the planned scope and timing of the audit and significant audit findings, including any significant deficiencies in internal control that we identify during our audit.

We also provide those charged with governance with a statement that we have complied with relevant ethical requirements regarding independence, and to communicate with them all relationships and other matters that may reasonably be thought to bear on our independence, and where applicable, related safeguards.



# ***Bansal Bansal & Co.***

***Chartered Accountants***

## **Other Matter**

The Statement includes the results for the quarter ended March 31, 2024 being the balancing figure between the audited figures in respect of the full financial year ended March 31, 2024 and the published unaudited year-to-date figures up to the third quarter of the current financial year, which were subjected to a limited review by us, as required under the Listing Regulations.



**For Bansal Bansal & Co.**  
Chartered Accountants  
FRN: 100986W

*Jatin Bansal*

**Jatin Bansal**  
**Partner**  
Membership No.135399

Place : MUMBAI  
Dated : 28<sup>th</sup> May 2024  
**UDIN : 24135399BKFCXD4200**

**TruCap Finance Limited**  
(Formerly Dhanvarsha Finvest Limited)

Registered office:- 3rd Floor, A Wing, D J House, Old Nagardas Road, Andheri (East), Mumbai - 400069, Maharashtra.  
Tel:- +91 22 6845 7200, Email ID:- contact@trucafinance.com, Website:- www.trucafinance.com  
CIN:- L24231MH1994PLC334457

**STATEMENT OF AUDITED STANDALONE FINANCIAL RESULTS FOR THE QUARTER AND YEAR ENDED MARCH 31, 2024**

(Rs. in Lakhs)

Particulars	Quarter Ended			Year Ended	
	31.03.2024 (Audited)	31.12.2023 (Unaudited)	31.03.2023 (Audited)	31.03.2024 (Audited)	31.03.2023 (Audited)
<b>Revenue from operations</b>					
i Interest income	3243.48	2968.45	2245.31	11576.62	9318.32
ii Fees and commission income	832.77	982.97	969.65	4414.73	2982.55
iii Net gain on fair value changes	43.16	8.52	40.41	114.48	87.75
<b>I Total Revenue from operations</b>	<b>4119.41</b>	<b>3959.94</b>	<b>3255.37</b>	<b>16105.83</b>	<b>12388.62</b>
<b>II Other income</b>	<b>1153.68</b>	<b>916.54</b>	<b>13.40</b>	<b>2094.71</b>	<b>7.25</b>
<b>III Total Income (I+II)</b>	<b>5273.09</b>	<b>4876.48</b>	<b>3268.77</b>	<b>18200.54</b>	<b>12395.87</b>
<b>Expenses</b>					
i Finance costs	2268.22	2051.13	1487.44	7869.24	5078.85
ii Fees and commission expense	57.93	65.03	37.57	185.78	133.68
iii Impairment on financial instruments	83.38	121.90	(189.65)	410.62	(81.32)
iv Employee benefits expenses	1189.03	1152.55	724.07	4258.94	2740.98
v Depreciation, amortization and impairment	216.92	273.68	185.51	830.20	596.40
vi Other expenses	1030.99	859.07	879.29	3426.58	3203.95
<b>IV Total Expenses</b>	<b>4846.47</b>	<b>4523.36</b>	<b>3124.23</b>	<b>16981.36</b>	<b>11672.54</b>
<b>V Profit/(loss) before Exceptional Item and tax (III - IV)</b>	<b>426.62</b>	<b>353.12</b>	<b>144.54</b>	<b>1219.18</b>	<b>723.33</b>
<b>VI Exceptional items</b>	-	-	-	-	-
<b>VII Profit/(Loss) before tax (V + VI)</b>	<b>426.62</b>	<b>353.12</b>	<b>144.54</b>	<b>1,219.18</b>	<b>723.33</b>
<b>VIII Tax expense:</b>					
i Current tax	(69.75)	91.87	17.15	250.99	111.62
ii Deferred tax	(218.81)	(46.72)	20.80	(332.67)	57.36
iii Tax adjustment for earlier years	130.04	-	-	130.04	-
<b>Total Tax Expense</b>	<b>(158.52)</b>	<b>45.15</b>	<b>37.95</b>	<b>48.36</b>	<b>168.98</b>
<b>IX Profit/(Loss) for the period/year after tax (VII - VIII)</b>	<b>585.14</b>	<b>307.97</b>	<b>106.59</b>	<b>1,170.82</b>	<b>554.35</b>
<b>X Other Comprehensive Income</b>					
i Items that will not be reclassified to profit or loss Remeasurement gain/(loss) on defined benefit plan	(13.82)	1.55	7.92	(9.16)	6.22
ii Income tax relating to items that will not be reclassified to profit or loss	3.38	(0.29)	(2.20)	2.24	(1.73)
<b>Other comprehensive income</b>	<b>(10.44)</b>	<b>1.26</b>	<b>5.72</b>	<b>(6.92)</b>	<b>4.49</b>
<b>XI Total Comprehensive Income for the period/year (IX + X)</b>	<b>574.70</b>	<b>309.23</b>	<b>112.31</b>	<b>1163.90</b>	<b>558.84</b>
<b>XII Paid up equity share capital (face value of Rs. 2/- per share)</b>	<b>2337.99</b>	<b>2337.99</b>	<b>2324.29</b>	<b>2337.99</b>	<b>2324.29</b>
<b>XIII Other Equity</b>	<b>19593.37</b>	<b>20318.90</b>	<b>19951.16</b>	<b>19593.37</b>	<b>19951.16</b>
<b>XIV Earnings per equity share (Not annualised for the interim periods)</b>					
Basic (Rs.)	0.50	0.25	0.09	1.00	0.50
Diluted (Rs.)	0.49	0.25	0.09	0.99	0.50



Notes:

1. STANDALONE STATEMENT OF ASSETS AND LIABILITIES:		(Rs. in Lakhs)	
Particulars		As At 31.03.2024 (Audited)	As At 31.03.2023 (Audited)
I	<b>ASSETS</b>		
	<b>1 Financials Assets</b>		
	(a) Cash and cash equivalents	10,131.06	3,785.52
	(b) Bank balances other than (a) above	3,196.44	4,973.96
	(c) Receivable		
	Trade Receivable	7,026.50	3,553.60
	Other Receivable	-	-
	(d) Loans	59,267.71	41,790.77
	(e) Investments	5,997.65	8,051.10
	(f) Other financials assets	1,567.44	849.55
	<b>Total Financial Assets</b>	<b>87,186.80</b>	<b>63,004.50</b>
	<b>2 Non Financials Assets</b>		
	(a) Current tax assets (net)	1,036.04	649.04
	(b) Deferred tax assets (net)	397.64	13.48
	(c) Property, plant and equipment	1,622.68	1,267.23
	(d) Right of use assets	352.12	583.02
	(e) Capital Work in Progress	6.36	73.39
	(f) Intangible assets under development	621.41	1,138.52
	(g) Other intangible assets	856.56	249.65
	(h) Other non-financials assets	755.71	792.75
	<b>Total Non-Financials Assets</b>	<b>5,648.52</b>	<b>4,767.08</b>
	<b>TOTAL ASSETS</b>	<b>92,835.32</b>	<b>67,771.58</b>
II	<b>LIABILITIES AND EQUITY</b>		
	<b>LIABILITIES</b>		
	<b>1 Financial Liabilities</b>		
	(a) Payables		
	-Trade payables		
	i) total outstanding dues of micro enterprises and small enterprises	15.65	17.33
	ii) total outstanding dues of creditors other than micro enterprises and small enterprises	300.55	163.09
	-Other payables		
	i) total outstanding dues of micro enterprises and small enterprises	20.40	26.28
	ii) total outstanding dues of creditors other than micro enterprises and small enterprises	10.28	6.70
	(b) Debt Securities	12,364.87	374.12
	(c) Borrowings (Other than Debt Securities)	56,245.94	43,877.54
	(d) Other financial liabilities	909.96	154.86
	<b>Total Financial Liabilities</b>	<b>69,867.65</b>	<b>44,619.92</b>
	<b>2 Non-Financial Liabilities</b>		
	(a) Current tax liabilities(Net)	-	36.85
	(b) Provisions	104.15	57.28
	(c) Other non-financial liabilities	932.16	782.08
	<b>Total Non-Financial Liabilities</b>	<b>1,036.31</b>	<b>876.21</b>
	<b>3 EQUITY</b>		
	(a) Equity Share capital	2,337.99	2,324.29
	(b) Other Equity	19,593.37	19,951.16
	<b>Total Equity</b>	<b>21,931.36</b>	<b>22,275.45</b>
	<b>TOTAL LIABILITIES AND EQUITY</b>	<b>92,835.32</b>	<b>67,771.58</b>



Notes:

2. STANDALONE STATEMENT OF CASH FLOWS		(Rs. in Lakhs)	
		31.03.2024 (Audited)	31.03.2023 (Audited)
<b>A.</b>	<b>CASH FLOW FROM OPERATING ACTIVITIES:</b>		
	Net Profit Before Taxes	1,219.18	723.35
	Adjustment for:		
	Interest Income from Fixed Deposits	(186.02)	(119.02)
	Profit on sale of property, plant and equipment	-	-
	Profit on sale of Investment property	-	-
	Depreciation / Amortisation	830.20	596.40
	Impairment on financial instruments	410.62	(81.32)
	Realised gain on investments	(109.80)	(77.46)
	Unrealised gain on investments	(4.68)	(10.29)
	Fee Income Recognition per EIR	(180.90)	(112.13)
	Employee share based payment expenses	66.41	95.39
	Cash outflow towards finance cost	(1,253.43)	(5,078.85)
	<b>Operating (loss)/ profit before working capital changes</b>	<b>791.58</b>	<b>(4,063.93)</b>
	Movement in working capital		
	(Increase)/decrease in Loans	(17,706.66)	(12,691.66)
	(Increase)/Decrease in other financial assets	(608.48)	(116.04)
	(Increase)/Decrease in other assets	(96.13)	(155.11)
	(Increase)/Decrease in Trade Receivable	(3,472.90)	(2,278.01)
	Increase/(Decrease) in Other payables	133.48	(274.51)
	Increase/(Decrease) in Other Financial liabilities	253.58	4,839.13
	Increase/(Decrease) in Other liabilities	150.08	443.74
	Increase/(Decrease) in provisions	10.02	(37.97)
	<b>Cash generated from operations</b>	<b>(20,545.43)</b>	<b>(14,334.36)</b>
	Income taxes paid	(637.98)	(587.48)
	<b>Net cash from/(utilised in) operating activities</b>	<b>(21,183.41)</b>	<b>(14,921.84)</b>
<b>B.</b>	<b>CASH FLOW FROM INVESTING ACTIVITIES:</b>		
	Purchase of Property, plant and equipment and Intangible Assets	(977.60)	(1,025.55)
	Proceeds from sale of Property, plant and equipment and Intangible Assets	0.08	-
	Purchase of investment at fair value through profit and loss account	(24,580.96)	(28,240.07)
	Proceeds from sale of investment at fair value through profit and loss account	26,639.10	25,893.05
	Investment in equity shares of the subsidiary	-	(690.00)
	Investment in Fixed Deposits	(2,770.91)	(4,346.36)
	Proceeds from sale of Fixed Deposits	4,548.81	1,396.00
	Interest Income from Fixed Deposits	186.02	119.02
	<b>Net cash from/(utilised in) investing activities</b>	<b>3,044.54</b>	<b>(6,893.91)</b>
<b>C.</b>	<b>CASH FLOW FROM FINANCING ACTIVITIES:</b>		
	Proceeds from issue of share capital and share warrants including share premium	1,272.78	3,566.16
	Debt securities issued	13,099.00	-
	Debt securities repaid	(1,143.33)	(3,140.00)
	Borrowings other than debt securities issued	42,090.83	34,216.39
	Proceeds from / (repayment of) borrowings	(30,680.90)	(14,573.18)
	Payment of Lease Liability	(142.34)	(216.09)
	Dividends paid including dividend distribution tax	(11.63)	(10.80)
	<b>Net Cash from financing activities</b>	<b>24,484.41</b>	<b>19,842.48</b>
	<b>NET (DECREASE)/ INCREASE IN CASH AND CASH EQUIVALENTS</b>	<b>6,345.54</b>	<b>(1,973.26)</b>
	Cash and cash equivalents at the beginning of the financial year	3,785.52	5,758.78
	<b>Cash and cash equivalents at end of the period/year</b>	<b>10,131.06</b>	<b>3,785.52</b>

Notes:


- 3 Fee and commission income includes advisory service fee and commission from syndication loan.
- 4 The Company has primarily two reportable business segments namely Fund based Activities and Advisory services for the quarter and year ended March 31, 2024. The Company publishes audited standalone financial results along with the audited consolidated financial results and in accordance with Ind AS 108 - Operating Segments, the Company has disclosed the segment information in the audited consolidated financial results of the Company.
- 5 The above results for the quarter and year ended March 31, 2024 have been reviewed and recommended by the Audit Committee and subsequently approved by the Board of Directors of the Company at their respective meeting(s) held on May 28, 2024.





- 6 The audited standalone financial results for the quarter and year ended March 31, 2024 have been audited by the Statutory Auditors and they have issued an unmodified opinion.
- 7 The Board of Directors of the Company, subject to approval of the Shareholders of the Company, has recommended distribution of final dividend of Re.0.01/- per equity share having face value of Rs.2/- each (0.5%), out of profits of the Company, for the financial year ended March 31, 2024.
- 8 The Finance Committee has on February 01, 2024 approved allotment of 65,42,372 convertible warrants ("Warrants"), having face value of Rs.2/- (Rupees Two only) each at an issue price of Rs.73.75/- (Rupees Seventy-Three and Paise Seventy-Five only) per Warrant, for an aggregate amount of Rs. 48,24,99,935/- (Rupees Forty Eight Crores Twenty Four Lakhs Ninety Nine Thousand Nine Hundred and Thirty Five only), rounded off, ("Consideration") to non-promoter investors by way of a preferential issue. Pursuant to Regulation 169(2) of SEBI (Issue of Capital and Disclosure Requirement) Regulations, 2018, as amended (ICDR Regulations), the Company has received 25% of the Consideration upfront amounting to Rs. 12,06,24,984/- (Rupees Twelve Crores Six Lakhs Twenty Four Thousand Nine Hundred and Eighty Four only) (rounded off). The balance 75% of the Consideration will be received at the time of conversion of warrants into equity shares, within eighteen months from the date of allotment of Warrants. Further, with respect to the said preferential issued, there is no deviation or category wise variation in utilization of funds pursuant to Regulation 32 of the Listing Regulations.
- 9 During the quarter ended March 31, 2024, the Company has allotted 9,599 Non-Convertible Debentures having face value of Rs.1,00,000/- each, total aggregating to Rs.95,99,00,000/- (Indian Rupees Ninety Five Crores Ninety-Nine Lakhs only) and the same are listed on BSE Limited ("NCDs"). The NCDs of the Company are fully secured by hypothecation of book debts/ loan receivables to the extent as stated in the disclosure documents. The Company has, at all times, for the secured NCDs, maintained sufficient asset cover as stated in the disclosure documents. Further, additional line items in compliance with Regulation 52 (4) of the Listing Regulations for the quarter and year ended March 31, 2024 is attached as Annexure 1 and the disclosure with respect to security cover certified by the Statutory Auditors as required under Regulation 54(3) of the Listing Regulations is enclosed as Annexure 2. Further, with respect to the said NCDs allotted, there is no material deviation(s) in the use of issue proceeds of non-convertible securities from the objects of the issue stated in the disclosure documents.
- 10 Disclosure pertaining to RBI Master Direction - RBI/DOR/2021-22/86 DOR.STR.REC.51/21.04.048/2021-22 Reserve Bank of India (Transfer of Loan Exposures) Directions, 2021 dated September 24, 2021 - During the quarter ended March 31, 2024, the Company not transferred/assigned/acquired any loan exposures including stressed loans.
- 11 Disclosure as required under Master Direction - Reserve Bank of India (Securitisation of Standard Assets) Directions, 2021, issued by the Reserve Bank of India on September 24, 2021, during the quarter ended March 31, 2024, the Company not undertaken any Securitisation of loan exposures.
- 12 The figures for the fourth quarter ended March 31, 2024 and quarter ended March 31, 2023 are balancing figures between audited figures in respect of the year ended March 31, 2024 and March 31, 2023 and the unaudited figures for the nine-months ended December 31, 2023 and unaudited figures for the nine-months ended December 31, 2022 respectively.
- 13 The figures for the previous quarter/year have been regrouped / rearranged wherever necessary to conform to the current quarter presentation.

For and on behalf of the Board of TruCap Finance Limited

  
Rohanjeet Singh Juneja  
Managing Director and Chief Executive Officer  
DIN: 08342094



Mumbai, May 28, 2024

## Annexure 1

Disclosure in compliance with Regulations 52(4) of the SEBI (Listing Obligations and Disclosure Requirements) Regulations, 2015 as amended, for the quarter and year ended March 31, 2024.

Sr. No	Particulars	Quarter Ended			Year Ended	
		31.03.2024	31.12.2023	31.03.2023	31.03.2024	31.03.2023
1	Debt-Equity Ratio (times)	3.13	2.29	1.99	3.13	1.99
2	Debt Service Coverage Ratio (Note: c)	N. A.	N. A.	N. A.	N. A.	N. A.
3	Interest Service Coverage Ratio (Note: c)	N. A.	N. A.	N. A.	N. A.	N. A.
4	Outstanding Redeemable Preference Shares (Quantity)	Nil	Nil	Nil	Nil	Nil
5	Outstanding Redeemable Preference Shares (Rs in Lakhs)	Nil	Nil	Nil	Nil	Nil
6	Capital Redemption Reserve (Rs in Lakhs)	Nil	Nil	Nil	Nil	Nil
7	Debenture Redemption Reserve (Rs in Lakhs) (Note: c)	N. A.	N. A.	N. A.	N. A.	N. A.
8	Net Worth (Rs in Lakhs)	21,931.36	22,656.88	22,275.45	21,931.36	22,275.45
9	Net Profit After Tax (Rs in Lakhs)	585.14	307.97	106.59	1,170.82	554.35
10	Earnings Per Share (In Rs) (Not Annualised)					
	- Basic (Rs.)	0.50	0.25	0.09	1.00	0.50
	- Diluted (Rs.)	0.49	0.25	0.09	0.99	0.50
11	Current Ratio (Note: c)	N. A.	N. A.	N. A.	N. A.	N. A.
12	Long Term Debt To Working Capital (Note: c)	N. A.	N. A.	N. A.	N. A.	N. A.
13	Bad Debts To Account Receivable Ratio (Note: c)	N. A.	N. A.	N. A.	N. A.	N. A.
14	Current Liability Ratio (Note: c)	N. A.	N. A.	N. A.	N. A.	N. A.
15	Total Debts To Total Assets	0.74	0.69	0.65	0.74	0.65
16	Debtors Turnover (Note: c)	N. A.	N. A.	N. A.	N. A.	N. A.
17	Inventory Turnover (Note: c)	N. A.	N. A.	N. A.	N. A.	N. A.
18	Operating Margin (%) (Note: c)	N. A.	N. A.	N. A.	N. A.	N. A.
19	Net Profit Margin (%)	11.10	6.32	3.26	6.43	4.47
20	Sector Specific Equivalent Ratios: i.e. GNPA And NNPA					
	- GNPA %	1.32	1.34	2.19	1.32	2.19
	- NNPA %	0.83	0.82	1.84	0.83	1.84
	- Overall Provision Coverage Ratio %	37.53	38.96	16.10	37.53	16.10

## Notes:

- Debt Equity ratio = Total Borrowings/Total Equity
- Net worth means share capital plus reserves less miscellaneous expenditure to the extent not written off.
- The Company is registered with the Reserve Bank of India as Non-Banking Financial Company, hence these ratio are generally not applicable.
- Total Debts to total assets = Total Borrowings/Total Assets
- Net profit margin = Net profit after Tax/Total Income
- Overall Provision coverage = Total ECL Provision (Including Interest)/Gross Non Performing Advances(GNPA)



# ***Bansal Bansal & Co.***

*Chartered Accountants*

**Independent Auditor's Report on Security Asset Cover as a March 31, 2024 under Regulation 54 read with Regulation 56(1)(d) of the Securities and Exchange Board of India (Listing Obligations and Disclosure Requirements) Regulations, 2015 (as amended) for submission to the BSE Limited and Catalyst Trusteeship Limited (the "Debenture Trustee")**

**To  
The Board of Directors  
TruCap Finance Limited  
Mumbai**

This report is issued in accordance with request received from TruCap Finance Limited (the "Company").

1. TruCap Finance Limited has raised money through allotment of Non-Convertible Debentures ("NCDs") on private placement basis, which have been listed on BSE Limited. Catalyst Trusteeship Limited has been appointed as Trustee (the "Debenture Trustees") to monitor and safeguard the interest the NCDs holders.
2. Pursuant to Regulations 54(3) and 56(1)(d) of the SEBI (Listing Obligations and Disclosure Requirements) Regulations, 2015, as amended vide circular no. SEBI/HO/MIRSD/MIRSD\_CRADT/COR/P /2022/67 dated May 19, 2022, and Regulation 15(1)(t) of the Securities and Exchange Board of India (Debenture Trustees) Regulations, 1993, as amended from time to time, (together referred to as the "Regulations"), the Company is required to submit along with the financial results a certificate from the Statutory auditors with respect to maintenance of Security Cover and compliance with the covenants in respect of listed NCDs.
3. Accordingly, we, as Statutory Auditors of the Company, have been requested by the Company to examine the accompanying "Statement of Security Cover and compliance with covenants mentioned in the Debenture Documents as on March 31, 2024 " (the "Statements") and certify the same. The Statements have been prepared by the Management of the Company from the audited standalone financial statements, books of accounts and other relevant records maintained by the Company. We have stamped the Statements for identification purpose only.

#### **Management Responsibility**

4. The Management of the Company is responsible for ensuring that the Company complies with all the relevant requirements of Companies Act, 2013 and other applicable laws and regulations, as applicable.



5. The preparation of the Statements is the responsibility of the Management of the Company including the preparation and maintenance of all accounting and other relevant supporting records and documents.

#### **Auditor's Responsibility**

6. Our responsibility is to certify and confirm as to whether anything has come to our attention that causes us to believe that the particulars contained in the Statements with respect to book value of asset charged against listed NCD issued by the Company are not in agreement with the standalone financial statements, books of accounts and other relevant records as at March 31, 2024 maintained by the Company and Debenture Documents.
7. We conducted our examination of the Statements, in accordance with the Guidance Note on Reports or Certificates for Special Purposes (Revised 2016) issued by the Institute of Chartered Accountants of India ("ICAI"). The Guidance Note requires that we comply with the ethical requirements of the Code of Ethics issued by the ICAI.
8. Our responsibility, for the purpose of this certificate is to certify and confirm the particulars contained in the Statements, on the basis of the audited financial results and other relevant records and documents maintained by the Company and to certify asset cover ratio is as per prescribed in the Debenture Documents executed by the Company ("Security Cover").
9. We have audited the Standalone Financial Results for the quarter and year ended March 31, 2024 submitted by the Company to the Stock Exchange(s) and have performed the following procedures:
  - a. Obtained the Debenture Trust Deed, Disclosure Document, and the Term Sheet (Debenture Documents) in respect of the secured listed NCDs and noted the asset cover percentage required to be maintained by the Company in respect of such NCDs, as indicated in Annexure of the Statements.
  - b. Traced and agreed the principal amount of the NCDs outstanding as on March 31, 2024 to the audited financial results of the Company and audited books of account maintained by the Company as at March 31, 2024;
  - c. Obtained and read the particulars of asset cover required to be provided in respect of NCDs as indicated in the Debenture Documents.
  - d. Traced the value of assets indicated in Annexure of the Statement to the audited financial results of the Company and audited books of account maintained by the Company as on March 31, 2024.



- e. Obtained the list of security created in the register of charges maintained by the Company and 'Form No. CHG-9' filed with Ministry of Corporate Affairs. Traced the value of charge created against assets to the asset cover.
- f. Obtained the list and value of assets placed under lien or encumbrance for the purpose of obtaining any other loan and determined that such assets are not included in the calculation of asset cover in respect of the NCDs.

### **Conclusion**

10. Based on the procedures performed by us, as referred to in paragraph 9 above and according to the information and explanations received and management representations obtained, nothing has come to our attention that causes us to believe that the particulars contained in the Statements, with respect to book value of asset charged against the listed NCDs issued by the Company are not in agreement with the audited standalone financial statements, books of accounts and other relevant records as at March 31, 2024.

### **Restriction on Use**

11. Our work was performed solely to assist you in meeting your responsibilities in relation to your compliance with the applicable regulations. Our obligations in respect of this report are entirely separate from, and our responsibility and liability is in no way changed by, any other role we may have as statutory auditors of the Company or otherwise.
12. The report has been issued at the request of the Company, solely in connection with the purpose mentioned in paragraph 3 above and to be submitted with the accompanying Statement to BSE Limited and the Debenture Trustees and is not to be used or referred to for any other person. We have no responsibility to update this report for events and circumstances occurring after the date of this report.

**For BANSAL BANSAL & CO.**  
**Chartered Accountant**  
**FRN: 100986W**



**Pratik Kothari**  
**Partner**  
Membership No.: 148445  
Date: 28<sup>th</sup> May 2024  
Place: Mumbai  
UDIN: 24148445BKBTXF9306



**INDEPENDENT AUDITOR'S REPORT ON AUDIT OF ANNUAL CONSOLIDATED  
FINANCIAL RESULTS AND REVIEW OF QUARTERLY FINANCIAL RESULTS**

To  
The Board of Directors of  
Trucap Finance Limited

**Report on the Audit of the Consolidated Financial Results**

**Opinion**

We have audited the accompanying statement of consolidated annual financial results of **Trucap Finance Limited** (the "Holding Company") and its subsidiary (the holding company and its subsidiary together referred to as "the Group") for the year ended March 31, 2024 ("the Statement"), attached herewith, being submitted by the Holding Company pursuant to the requirement of Regulation 33 and Regulation 52 of the SEBI (Listing Obligations and Disclosure Requirements) Regulations, 2015, as amended (the "Listing Regulations").

In our opinion and to the best of our information and according to the explanations given to us, the aforesaid Statement:

- i. Includes the annual financial results of the following entities:

Sr.No	Name of the Entity	Relationship
1	TruCap Finance Limited (Formerly - Dhanvarsha Finvest Limited)	Parent
2	DFL Technologies Private Limited	Subsidiary

- ii. is presented in accordance with the requirements of the Listing Regulations in this regard; and
- iii. gives a true and fair view in conformity with the applicable accounting standards and other accounting principles generally accepted in India, of the net profit and other comprehensive income and other financial information of the Company for the quarter and year ended March 31, 2024.

**Basis for Opinion**

We conducted our audit in accordance with the Standards on Auditing (SAs) specified under section 143(10) of the Companies Act, 2013, as amended ("the Act"): Our responsibilities under those Standards are further described in the "Auditor's Responsibilities for the Audit of the Consolidated Financial Results" section of our report. We are independent of the Company in accordance with the Code of Ethics issued by the Institute of Chartered Accountants of India together with the ethical requirements that are relevant to our audit of the financial statements under the provisions of the Act and the Rules thereunder, and we have fulfilled our other ethical responsibilities in accordance



# ***Bansal Bansal & Co.***

## ***Chartered Accountants***

with these requirements and the Code of Ethics. We believe that the audit evidence obtained by us is sufficient and appropriate to provide a basis for our opinion.

### **Management's Responsibilities for the Consolidated Financial Results**

The Statement has been prepared on the basis of the consolidated annual financial statements. The Holding Company's Board of Directors are responsible for the preparation and presentation of the Statement that gives a true and fair view of the consolidated net profit and other comprehensive income of the Company and other financial information of the Group in accordance with the applicable accounting standards prescribed under Section 133 of the Act read with relevant rules issued thereunder and other accounting principles generally accepted in India and in compliance with Regulation 33 and Regulation 52 of the Listing Regulations. The respective Board of Directors of the companies included in the group are responsible for the maintenance of adequate accounting records in accordance with the provisions of the Act for safeguarding of the assets of the Group and for preventing and detecting frauds and other irregularities; selection and application of appropriate accounting policies; making judgments and estimates that are reasonable and prudent; and the design, implementation and maintenance of adequate internal financial controls, that were operating effectively for ensuring the accuracy and completeness of the accounting records, relevant to the preparation and presentation of the Statement that give a true and fair view and are free from material misstatement, whether due to fraud or error, which have been used for the purpose of preparation of the Statement by the Directors of the Holding Company, as aforesaid.

In preparing the Statement, the respective Board of Directors of the company included in the Group are responsible for assessing the ability of the Group to continue as a going concern, disclosing, as applicable, matters related to going concern and using the going concern basis of accounting unless the Board of Directors either intends to liquidate the Group or to cease operations, or has no realistic alternative but to do so.


The respective Board of Directors of the companies included in the Group are also responsible for overseeing the financial reporting process of the Group.

### **Auditor's Responsibilities for the Audit of the Consolidated Financial Results**

Our objectives are to obtain reasonable assurance about whether the Statement as a whole is free from material misstatement, whether due to fraud or error, and to issue an auditor's report that includes our opinion. Reasonable assurance is a high level of assurance but is not a guarantee that an audit conducted in accordance with SAs will always detect a material misstatement when it exists. Misstatements can arise from fraud or error and are considered material if, individually or in the aggregate, they could reasonably be expected to influence the economic decisions of users taken on the basis of the Statement.

As part of an audit in accordance with SAs, we exercise professional judgment and maintain professional scepticism throughout the audit. We also:

- Identify and assess the risks of material misstatement of the Statement, whether due to fraud or error, design and perform audit procedures responsive to those risks, and obtain audit evidence that is sufficient and appropriate to provide a basis for our opinion. The risk of not detecting a material misstatement resulting from fraud is higher than for one





# ***Bansal Bansal & Co.***

## ***Chartered Accountants***

resulting from error, as fraud may involve collusion, forgery, intentional omissions, misrepresentations, or the override of internal control.

- Obtain an understanding of internal control relevant to the audit in order to design audit procedures that are appropriate in the circumstances. Under Section 143(3)(i) of the Act, we are also responsible for expressing our opinion on whether the company has adequate internal financial controls with reference to financial statements in place and the operating effectiveness of such controls.
- Evaluate the appropriateness of accounting policies used and the reasonableness of accounting estimates and related disclosures made by the Board of Directors.
- Conclude on the appropriateness of the Board of Directors' use of the going concern basis of accounting and, based on the audit evidence obtained, whether a material uncertainty exists related to events or conditions that may cast significant doubt on the Company's ability to continue as a going concern. If we conclude that a material uncertainty exists, we are required to draw attention in our auditor's report to the related disclosures in the financial results or, if such disclosures are inadequate, to modify our opinion. Our conclusions are based on the audit evidence obtained up to the date of our auditor's report. However, future events or conditions may cause the Company to cease to continue as a going concern.
- Evaluate the overall presentation, structure and content of the Statement, including the disclosures, and whether the Statement represents the underlying transactions and events in a manner that achieves fair presentation.


Materiality is the magnitude of misstatements in the Annual Consolidated Financial Results that, individually or in aggregate, makes it probable that the economic decisions of a reasonably knowledgeable user of the Annual Consolidated Financial Results may be influenced. We consider quantitative materiality and qualitative factors in (i) planning the scope of our audit work and in evaluating the results of our work; and (ii) to evaluate the effect of any identified misstatements in the Annual Consolidated Financial Results.

We communicate with those charged with governance regarding, among other matters, the planned scope and timing of the audit and significant audit findings, including any significant deficiencies in internal control that we identify during our audit.

We also provide those charged with governance with a statement that we have complied with relevant ethical requirements regarding independence, and to communicate with them all relationships and other matters that may reasonably be thought to bear on our independence, and where applicable, related safeguards.

### **Other Matter**

The Statement includes the results for the quarter ended March 31, 2024 being the balancing figure between the audited figures in respect of the full financial year ended March 31, 2024 and the published unaudited year-to-date figures up to the third quarter of the current financial year, which were subjected to a limited review by us, as required under the Listing Regulations.



# ***Bansal Bansal & Co.***

## ***Chartered Accountants***

We audited the financial information of a subsidiary included in the consolidated financial results, which reflects total assets of ₹2608.69 lakhs as at 31 March 2024 and total revenues of ₹21.41 lakhs and ₹93.30 lakhs for the quarter and year ended 31 March 2024 respectively, total net loss after tax of ₹16.34 lakhs and ₹74.50 lakhs for the quarter and year ended 31 March 2024 respectively and total comprehensive loss of ₹16.35 lakhs and ₹74.51 lakhs for the quarter and year ended 31 March 2024 respectively.



For **Bansal Bansal & Co.**  
Chartered Accountants  
FRN: 100986W

*Jatin Bansal*

**Jatin Bansal**  
Partner

Membership No. 135399

Place : MUMBAI  
Dated : 28<sup>th</sup> May 2024

UDIN : 24135399BKFCXE4399

**TruCap Finance Limited**  
(Formerly Dhanvarsha Finvest Limited)

Registered office:- 3rd Floor, A Wing, D J House, Old Nagardas Road, Andheri (East), Mumbai - 400069, Maharashtra.  
Tel:- +91 22 6845 7200, Email ID:- contact@trucapfinance.com, Website:- www.trucapfinance.com  
CIN:- L24231MH1994PLC334457

**STATEMENT OF AUDITED CONSOLIDATED FINANCIAL RESULTS FOR THE QUARTER AND YEAR ENDED MARCH 31, 2024**

(Rs. in Lakhs)

Particulars	Quarter Ended			Year Ended	
	31.03.2024 (Audited)	31.12.2023 (Unaudited)	31.03.2023 (Audited)	31.03.2024 (Audited)	31.03.2023 (Audited)
<b>Revenue from operations</b>					
i Interest income	3,264.89	2,990.11	2,245.70	11,662.75	9,313.28
ii Fees and commission income	832.77	982.98	990.47	4,412.10	2,972.19
iii Net gain on fair value changes	43.16	8.53	40.41	114.48	87.75
<b>I Total Revenue from operations</b>	<b>4,140.82</b>	<b>3,981.62</b>	<b>3,276.58</b>	<b>16,189.33</b>	<b>12,373.22</b>
<b>II Other income</b>	<b>1,153.68</b>	<b>916.89</b>	<b>13.40</b>	<b>2,095.06</b>	<b>7.25</b>
<b>III Total Income (I+II)</b>	<b>5,294.50</b>	<b>4,898.51</b>	<b>3,289.98</b>	<b>18,284.39</b>	<b>12,380.47</b>
<b>Expenses</b>					
I Finance costs	2,268.22	2,051.14	1,487.82	7,869.24	5,079.24
ii Fees and commission expense	57.93	65.04	37.57	185.78	132.48
iii Impairment on financial instruments	83.38	121.91	(189.65)	410.62	(158.42)
iv Employee benefits expenses	1,196.33	1,159.95	733.36	4,285.67	2,895.31
v Depreciation, amortization and impairment	239.12	298.68	210.51	926.03	771.12
vi Other expenses	1,039.37	872.19	920.38	3,464.73	3,414.19
<b>IV Total Expenses</b>	<b>4,884.35</b>	<b>4,568.91</b>	<b>3,199.99</b>	<b>17,142.07</b>	<b>12,133.92</b>
<b>V Profit before Exceptional Item and tax (III - IV)</b>	<b>410.15</b>	<b>329.60</b>	<b>89.99</b>	<b>1,142.32</b>	<b>246.55</b>
<b>VI Exceptional items</b>	<b>-</b>	<b>-</b>	<b>-</b>	<b>-</b>	<b>-</b>
<b>VII Profit before tax (V + VI)</b>	<b>410.15</b>	<b>329.60</b>	<b>89.99</b>	<b>1,142.32</b>	<b>246.55</b>
<b>VIII Tax expense:</b>					
I Current tax	(69.75)	91.88	17.15	250.99	111.62
ii Deferred tax	(218.94)	(47.53)	24.68	(335.02)	71.79
iii Tax adjustment for earlier years	130.04	-	-	130.04	-
<b>Total Tax Expense</b>	<b>(158.65)</b>	<b>44.35</b>	<b>41.83</b>	<b>46.01</b>	<b>183.41</b>
<b>IX Profit/(Loss) for the period/year after tax (VII - VIII)</b>	<b>568.80</b>	<b>285.25</b>	<b>48.16</b>	<b>1,096.31</b>	<b>63.14</b>
<b>X Other Comprehensive Income</b>					
i Items that will not be reclassified to profit or loss Remeasurement gain/(loss) on defined benefit plan	(13.83)	1.55	7.01	(9.17)	5.31
ii Income tax relating to items that will not be reclassified to profit or loss	3.38	(0.29)	(1.74)	2.24	(1.27)
<b>Other comprehensive income</b>	<b>(10.45)</b>	<b>1.26</b>	<b>5.27</b>	<b>(6.93)</b>	<b>4.04</b>
<b>XI Total Comprehensive Income for the period/year (IX + X)</b>	<b>558.35</b>	<b>286.51</b>	<b>53.43</b>	<b>1,089.38</b>	<b>67.18</b>
<b>XII Paid up equity share capital (face value of Rs. 2/- per share)</b>	<b>2,337.99</b>	<b>2,337.99</b>	<b>2,324.29</b>	<b>2,337.99</b>	<b>2,324.29</b>
<b>XIII Other Equity</b>	<b>18,852.82</b>	<b>19,594.69</b>	<b>19,284.63</b>	<b>18,852.82</b>	<b>19,284.63</b>
<b>XIV Earnings per equity share (Not annualised for the interim periods)</b>					
Basic (Rs.)	0.49	0.24	0.03	0.94	0.06
Diluted (Rs.)	0.48	0.24	0.03	0.93	0.06



Notes:

1. CONSOLIDATED STATEMENT OF ASSETS AND LIABILITIES:		(Rs. in Lakhs)	
Particulars		As At 31.03.2024 (Audited)	As At 31.03.2023 (Audited)
I	<b>ASSETS</b>		
	<b>1 Financials Assets</b>		
	(a) Cash and cash equivalents	10,134.70	3,800.88
	(b) Bank balances other than (a) above	3,196.44	4,973.96
	(c) Receivable		
	Trade Receivable	7,436.70	3,900.46
	Other Receivable	-	-
	(d) Loans	59,267.71	41,790.77
	(e) Investments	2,807.55	4,861.00
	(f) Other financials assets	1,581.14	837.52
	<b>Total Financial Assets</b>	<b>84,424.24</b>	<b>60,164.59</b>
	<b>2 Non Financials Assets</b>		
	(a) Current tax assets (net)	1,060.65	729.80
	(b) Deferred tax assets (net)	397.09	10.57
	(c) Property, plant and equipment	1,661.55	1,327.06
	(d) Right of use assets	352.12	583.02
	(e) Capital Work in Progress	6.36	73.39
	(f) Intangible assets under development	2,299.19	2,819.27
	(g) Other intangible assets	1,041.18	508.62
	(h) Other non-financials assets	857.29	908.46
	<b>Total Non-Financials Assets</b>	<b>7,675.43</b>	<b>6,960.19</b>
	<b>TOTAL ASSETS</b>	<b>92,099.67</b>	<b>67,124.78</b>
II	<b>LIABILITIES AND EQUITY</b>		
	<b>LIABILITIES</b>		
	<b>1 Financial Liabilities</b>		
	(a) Payables		
	-Trade payables		
	I) total outstanding dues of micro enterprises and small enterprises	15.73	39.53
	ii) total outstanding dues of creditors other than micro enterprises and small enterprises	303.13	172.56
	-Other payables		
	I) total outstanding dues of micro enterprises and small enterprises	20.40	26.28
	ii) total outstanding dues of creditors other than micro enterprises and small enterprises	10.28	9.67
	(b) Debt Securities	12,364.87	374.12
	(c) Borrowings (Other than Debt Securities)	56,245.94	43,877.54
	(d) Other financial liabilities	910.20	130.55
	<b>Total Financial Liabilities</b>	<b>69,870.55</b>	<b>44,630.25</b>
	<b>2 Non-Financial Liabilities</b>		
	(a) Current tax liabilities(Net)	-	36.85
	(b) Provisions	105.90	58.85
	(c) Other non-financial liabilities	932.41	789.91
	<b>Total Non-Financial Liabilities</b>	<b>1,038.31</b>	<b>885.61</b>
	<b>3 EQUITY</b>		
	(a) Equity Share capital	2,337.99	2,324.29
	(b) Other Equity	18,852.82	19,284.63
	<b>Total Equity</b>	<b>21,190.81</b>	<b>21,608.92</b>
	<b>TOTAL LIABILITIES AND EQUITY</b>	<b>92,099.67</b>	<b>67,124.78</b>



Notes:

2. CONSOLIDATED STATEMENT OF CASH FLOWS		(Rs. in Lakhs)	
Particulars		As At 31.03.2024 (Audited)	As At 31.03.2023 (Audited)
<b>A.</b>	<b>CASH FLOW FROM OPERATING ACTIVITIES:</b>		
	Net Profit Before Taxes	1,142.32	246.55
	Adjustment for:		
	Interest Income from Fixed Deposits	(186.02)	(119.06)
	Profit on sale of property, plant and equipment	-	-
	Profit on sale of Investment property	-	-
	Depreciation / Amortisation	926.03	771.12
	Impairment on financial instruments	410.62	(158.42)
	Realised gain on investments	(109.80)	(77.46)
	Unrealised gain on investments	(4.68)	(10.29)
	Fee Income Recognition per EIR	(180.90)	(112.13)
	Employee share based payment expenses	66.41	94.81
	Cash outflow towards finance cost	(1,253.43)	(5,078.85)
	<b>Operating (loss)/ profit before working capital changes</b>	<b>810.55</b>	<b>(4,443.73)</b>
	Movement in working capital		
	(Increase)/decrease in Loans	(17,706.66)	(12,601.66)
	(Increase)/Decrease in other financial assets	(616.99)	(110.94)
	(Increase)/Decrease in other assets	(79.02)	(96.63)
	(Increase)/Decrease in Trade Receivable	(3,531.11)	(2,217.51)
	Increase/(Decrease) in Other payables	96.37	(293.27)
	Increase/(Decrease) in Other Financial liabilities	251.69	4,845.14
	Increase/(Decrease) in Other liabilities	151.69	426.55
	Increase/(Decrease) in provisions	10.21	(52.77)
	<b>Cash generated from operations</b>	<b>(20,613.27)</b>	<b>(14,544.83)</b>
	Income taxes paid	(581.84)	(594.98)
	<b>Net cash from/(utilised in) operating activities</b>	<b>(21,195.11)</b>	<b>(15,139.81)</b>
<b>B.</b>	<b>CASH FLOW FROM INVESTING ACTIVITIES:</b>		
	Purchase of Property, plant and equipment and Intangible Assets	(977.60)	(1,399.05)
	Proceeds from sale of Property, plant and equipment and Intangible Assets	0.08	-
	Purchase of investment at fair value through profit and loss account	(24,580.96)	(28,240.07)
	Proceeds from sale of investment at fair value through profit and loss account	26,639.10	25,893.05
	Investment in equity shares of the subsidiary	-	-
	Investment in Fixed Deposits	(2,770.91)	(4,346.36)
	Proceeds from sale of Fixed Deposits	4,548.81	1,396.00
	Interest Income from Fixed Deposits	186.02	119.06
	<b>Net cash from/(utilised in) investing activities</b>	<b>3,044.54</b>	<b>(6,577.37)</b>
<b>C.</b>	<b>CASH FLOW FROM FINANCING ACTIVITIES:</b>		
	Proceeds from issue of share capital and share warrants including share premium	1,272.78	3,566.16
	Debt securities issued	13,099.00	-
	Debt securities repaid	(1,143.33)	(3,140.00)
	Borrowings other than debt securities issued	42,090.83	34,216.39
	Proceeds from / (repayment of) borrowings	(30,680.90)	(14,753.15)
	Payment of Lease Liability	(142.36)	(216.09)
	Dividends paid including dividend distribution tax	(11.63)	(10.80)
	<b>Net Cash from financing activities</b>	<b>24,484.39</b>	<b>19,662.51</b>
	<b>NET (DECREASE)/ INCREASE IN CASH AND CASH EQUIVALENTS</b>	<b>6,333.82</b>	<b>(2,054.67)</b>
	Cash and cash equivalents at the beginning of the financial year	3,800.88	5,855.55
	<b>Cash and cash equivalents at end of the period/year</b>	<b>10,134.70</b>	<b>3,800.88</b>



Notes:

3. SEGMENT-WISE REVENUE, RESULTS AND CAPITAL EMPLOYED					
(Rs. in Lakhs)					
Particulars	Quarter Ended			Year Ended	
	31.03.2024 (Audited)	31.12.2023 (Unaudited)	31.03.2023 (Audited)	31.03.2024 (Audited)	31.03.2023 (Audited)
I	Segment Revenue				
	- Fund Based Activities	4,442.06	2,942.15	2,285.41	9,432.13
	- Advisory Services	750.00	900.00	944.36	2,776.54
	Total Segment Revenue	5,192.06	3,842.15	3,229.77	12,208.67
	Less : Inter Segment Revenue	-	-	-	-
	Revenue from Operations	5,192.06	3,842.15	3,229.77	12,208.67
II	Segment Results				
	Profit before Tax from each segment :				
	- Fund Based Activities	(56.96)	(1,176.82)	(220.46)	(468.38)
	- Advisory Services	403.12	474.27	315.06	747.95
	Total Segment Results	346.16	(702.55)	94.60	279.56
	Unallowable Income/(Expenditure) - net	63.99	1,032.14	(4.60)	(33.01)
	Profit before Tax	410.15	329.60	89.99	246.55
	Less: Taxes	(158.65)	44.35	41.83	183.41
	Profit after Tax	568.80	285.25	48.16	63.14
III	Capital Employed				
	Segment Assets				
	- Fund Based Activities	76,953.97	66,115.97	56,779.48	56,779.48
	- Advisory Services	356.81	523.24	830.10	830.10
	- Unallocated	14,788.89	8,297.58	9,515.20	9,515.20
	Total Segment Assets	92,099.67	74,936.79	67,124.78	67,124.78
	Segment Liabilities				
	- Fund Based Activities	70,579.89	52,796.87	45,103.42	45,103.42
	- Advisory Services	328.97	208.58	375.62	375.62
	- Unallocated	-	-	36.84	36.84
	Total Segment Liabilities	70,908.86	53,005.45	45,515.88	45,515.88

Notes:

- 4 Fee and commission income includes advisory service fee and commission from syndication loan.
- 5 The above audited consolidated financial results for the quarter and year ended March 31, 2024 have been reviewed and recommended by the Audit Committee and subsequently approved by the Board of Directors of TruCap Finance Limited (Formerly known as Dhanvarsha Finvest Limited) ("Parent Company") at their respective meeting(s) held on May 28, 2024.
- 6 The audited consolidated financial results for the quarter and year ended March 31, 2024 have been audited by the Statutory Auditors of the Parent Company and they have issued an unmodified opinion. The audited consolidated financial results for the quarter and year ended March 31, 2024 includes the audited financial results for the quarter and year ended March 31, 2024 of the wholly owned subsidiary, DFL Technologies Private Limited.
- 7 Pursuant to Regulation 23(9) of the SEBI (Listing Obligations and Disclosure Requirements), Regulations, 2015, as amended ("Listing Regulations"), disclosure with respect to related party transactions on consolidated basis are forming part of this financial results and is annexed as Annexure 1.
- 8 The figures for the fourth quarter ended March 31, 2024 and quarter ended March 31, 2023 are balancing figures between audited figures in respect of the year ended March 31, 2024 and March 31, 2023 and the unaudited figures for the nine-months ended December 31, 2023 and unaudited figures for the nine-months ended December 31, 2022 respectively.
- 9 The figures for the previous quarter/year have been regrouped / rearranged wherever necessary to conform to the current quarter presentation.

For and on behalf of the Board of TruCap Finance Limited

*Rohanjee Singh Juneja*

Rohanjee Singh Juneja  
Managing Director and Chief Executive Officer  
DIN: 08342094



Mumbai, May 28, 2024

Annexure 1 - Related Party Disclosure for the half year ended March 31, 2024

(Rs. in Lakhs)

Sr. No.	Details of the party (listed entity / subsidiary) entering into the transaction	Name	Details of the counterparty	Name	Type of related party transaction	Details of other Related Party Transactions	Value of the related party transaction as approved by the audit committee	Remarks on approval by audit committee	Value of transaction during the reporting period	In case monies are due to / from the party as a result of the transaction		Additional disclosure of related party transactions - applicable only in case the related party transaction relates to loans, inter-corporate deposits, advances or investments				Purpose for which the funds will be utilised by the ultimate recipient of funds (endusage)	
										Opening balance	Closing balance	Nature of loan/ advance/ inter-corporate deposit/ investment	Interest Rate (%)	Tenure	Secured/ unsecured		Nature of indebtedness (loan/ issuance of debt/ any other etc.)
1	Trucap Finance Limited		Profitic Ventures Pvt Ltd		Purchase of goods or services	-	40.00	Approved	39.63	0.10	0.14	-	-	-	-	-	-
2	Trucap Finance Limited		Profitic Ventures Pvt Ltd		Any other transaction	Other Misc. Expenses	0.77	NA	0.77	-	-	-	-	-	-	-	-
3	Trucap Finance Limited		Abha Kapoor		Any other transaction	Sitting fees	-	NA	2.00	-	-	-	-	-	-	-	-
4	Trucap Finance Limited		Gaeti Gidwani Verma		Any other transaction	Sitting fees	-	NA	2.00	-	-	-	-	-	-	-	-
5	Trucap Finance Limited		Kishorji Bajjuwani		Any other transaction	Sitting fees	-	NA	3.00	-	-	-	-	-	-	-	-
6	Trucap Finance Limited		Nirmal Vinod Momaya		Any other transaction	Sitting fees	-	NA	1.00	-	-	-	-	-	-	-	-
7	Trucap Finance Limited		Rakesh Sethi		Any other transaction	Sitting fees	-	NA	3.50	-	-	-	-	-	-	-	-
8	Trucap Finance Limited		Rajiv Kapoor		Any other transaction	Sitting fees	-	NA	3.50	-	-	-	-	-	-	-	-
9	Trucap Finance Limited		Rushina Nimir Mehta		Any other transaction	Sitting fees	-	NA	2.00	-	-	-	-	-	-	-	-
10	Trucap Finance Limited		Robanpreet Singh Juneja		Remuneration	-	80.25	NA	80.25	-	-	-	-	-	-	-	-
11	Trucap Finance Limited		Robanpreet Singh Juneja		Any other transaction	Reimbursement of expenses	7.96	NA	7.96	2.71	1.00	-	-	-	-	-	-
12	Trucap Finance Limited		Robanpreet Singh Juneja		Any other transaction	Issue of shares	60.00	NA	60.00	-	-	-	-	-	-	-	-
13	Trucap Finance Limited		Srinjay Kulkarni		Remuneration	-	31.74	NA	31.74	-	-	-	-	-	-	-	-
14	Trucap Finance Limited		Srinjay Kulkarni		Any other transaction	Reimbursement of expenses	3.41	NA	3.41	-	0.27	-	-	-	-	-	-
15	Trucap Finance Limited		Lalit Chembankar		Remuneration	-	24.55	NA	24.55	-	-	-	-	-	-	-	-
16	Trucap Finance Limited		Lalit Chembankar		Any other transaction	Reimbursement of expenses	3.11	NA	3.11	-	-	-	-	-	-	-	-
17	Trucap Finance Limited		Sonal Sharma		Remuneration	-	8.97	NA	8.97	-	-	-	-	-	-	-	-
18	DFL Technologies Private Limited		Profitic Ventures Pvt Ltd		Purchase of goods or services	-	5.63	NA	5.63	0.19	0.00	-	-	-	-	-	-
19	DFL Technologies Private Limited		Profitic Ventures Pvt Ltd		Any other transaction	Other Misc. Expenses	0.15	NA	0.15	-	-	-	-	-	-	-	-
20	DFL Technologies Private Limited		Manjari Kacher		Any other transaction	Sitting fees	-	NA	2.00	-	-	-	-	-	-	-	-
21	DFL Technologies Private Limited		Rajiv Kapoor		Any other transaction	Sitting fees	-	NA	2.00	-	-	-	-	-	-	-	-
22	DFL Technologies Private Limited		Vincent Daniel		Any other transaction	Sitting fees	-	NA	1.00	-	-	-	-	-	-	-	-
23	DFL Technologies Private Limited		Ruchi Harsh Thakkar		Remuneration	-	-	NA	6.54	-	-	-	-	-	-	-	-
24	DFL Technologies Private Limited		Ruchi Harsh Thakkar		Any other transaction	Reimbursement of expenses	0.09	NA	0.09	-	-	-	-	-	-	-	-





May 28, 2024

To, The General Manager Department of Corporate Services BSE Limited Phiroze Jeejeebhoy Towers, Dalal Street, Mumbai - 400 001.  <b><u>Scrip Code: 540268</u></b>	To, The Manager Department of Corporate Compliance National Stock Exchange of India Limited Exchange Plaza, Bandra Kurla Complex, Bandra (East), Mumbai - 400 051.  <b><u>Scrip Code: TRU</u></b>
--	--

**Subject: Declaration pursuant to Regulation 33(3)(d) and 52(3)(a) of SEBI (Listing Obligations and Disclosure Requirements) Regulations, 2015.**

Dear Sir/Madam,

I, Sanjay Kukreja, Chief Financial Officer of TruCap Finance Limited, having its registered office at 3<sup>rd</sup> Floor, A Wing D.J. House, Old Nagardas Road, Andheri (East), Mumbai - 400 069, pursuant to Regulation 33(3)(d) of Securities and Exchange Board of India ("SEBI") (Listing Obligations and Disclosure Requirements) Regulations, 2015, as amended, and vide Notification No. SEBI/LAD-NRO/GN/2016-17/001 dated May 25, 2016 and SEBI Circular No. CIR/CFD/CMD/56/2016 dated May 27, 2016 hereby declare that M/s. Bansal Bansal & Co., Chartered Accountants, Statutory Auditors of the Company has issued Audit Report(s) with unmodified opinion on the Audited Financial Results of the Company (Standalone and Consolidated) for the year ended March 31, 2024.

Please take the aforesaid on record.

Thanking You.

Yours faithfully,  
**For TruCap Finance Limited**

  
**Sanjay Kukreja**  
Chief Financial Officer

**TruCap Finance Limited**  
**(Formerly known as Dhanvarsha Finvest Limited)**

Regd. Off : 3<sup>rd</sup> Floor, A Wing, D.J. House, Old Nagardas Road, Andheri (East), Mumbai - 400 069  
Tel : 1800 210 2100 | contact@trucapfinance.com | www.trucapfinance.com | CIN : L24231MH1994PLC334457